



Government of Andhra Pradesh Commissionerate of Collegiate Education



Proforma for College & Lecturer wise Result Analysis 2018-2019

Logout

College wise Result Analysis 2018-2019													
Details				Particulars									
Basic Details													
Zone				ZONE-4									
District				KURNOOL									
College Name				GDC-PSR&KVSC NANDYALA									
Affiliated University				Rayalascema University									
UG Details													
Year	B.A.			B.Com.			B.Sc.			Total UG			
	Appeared	Passed	Pass %	Appeared	Passed	Pass %	Appeared	Passed	Pass %	Appeared	Passed	Pass %	
I Sem	61	21	34.43	96	52	54.17	101	41	40.59	258	114	44.19	
II Sem	59	28	47.46	88	32	36.36	84	33	39.29	231	93	40.26	
III Sem	42	30	71.43	103	43	41.75	82	28	34.15	227	101	44.49	
IV Sem	37	29	78.38	101	65	64.36	75	42	56	213	136	63.85	
V Sem	45	33	73.33	74	61	82.43	106	58	54	50.94	148	65.78	
VI Sem	49	41	83.67	71	63	88.73	98	52	53.06	218	156	71.56	
Total	293	182	62.12	533	316	59.29	546	250	45.79	1372	748	54.52	
PG Details													
Year	M.A.			M.Com.			M.Sc.			Total PG			
	Appeared	Passed	Pass %	Appeared	Passed	Pass %	Appeared	Passed	Pass %	Appeared	Passed	Pass %	
I Year	0	0	0	0	0	0	0	0	0	0	0	0	
II Year	0	0	0	0	0	0	0	0	0	0	0	0	
Total	0	0	0	0	0	0	0	0	0	0	0	0	
Remarks													
Generated ID : 18193372													
PRINT													

N. Prashantha
PRINCIPAL
PSC & KVSC Government Colleg
NANDYAL, Nandyal (Dt.), A.P.



Government of Andhra Pradesh
Commissionerate of Collegiate Education



College Results 2019-20 Submitted Details

1	Zone	ZONE-4
2	District	KURNOOL
3	College	GDC-PSR&KVSC NANDYALA
4	College Type	Government

UG Results 2019-20

BA (I Year / Sem-I)			B.Com (I Year / Sem-I)			B.Sc (I Year / Sem-I)			BBA (I Year / Sem-I)		
Appeared	Passed	Pass %	Appeared	Passed	Pass %	Appeared	Passed	Pass %	Appeared	Passed	Pass %
73	11	15.07	107	31	28.97	138	49	35.51	00	00	0
BBM (I Year / Sem-I)			BA(OL) (I Year / Sem-I)			B.Voc (I Year / Sem-I)			Total (I Year / Sem-I)		
Appeared	Passed	Pass %	Appeared	Passed	Pass %	Appeared	Passed	Pass %	Appeared	Passed	Pass %
00	00	0	00	00	0	00	00	0	318	91	28.62
BA (I Year / Sem-II)			B.Com (I Year / Sem-II)			B.Sc (I Year / Sem-II)			BBA (I Year / Sem-II)		
Appeared	Passed	Pass %	Appeared	Passed	Pass %	Appeared	Passed	Pass %	Appeared	Passed	Pass %
60	19	31.67	104	14	13.46	132	20	15.15	00	00	0
BBM (I Year / Sem-II)			BA(OL) (I Year / Sem-II)			B.Voc (I Year / Sem-II)			Total (I Year / Sem-II)		
Appeared	Passed	Pass %	Appeared	Passed	Pass %	Appeared	Passed	Pass %	Appeared	Passed	Pass %
00	00	0	00	00	0	00	00	0	296	53	17.91
BA (II Year / Sem-III)			B.Com (II Year / Sem-III)			B.Sc (II Year / Sem-III)			BBA (II Year / Sem-III)		
Appeared	Passed	Pass %	Appeared	Passed	Pass %	Appeared	Passed	Pass %	Appeared	Passed	Pass %
52	19	36.54	87	25	28.74	76	29	38.16	00	00	0
BBM (II Year / Sem-III)			BA(OL) (II Year / Sem-III)			B.Voc (II Year / Sem-III)			Total (II Year / Sem-III)		
Appeared	Passed	Pass %	Appeared	Passed	Pass %	Appeared	Passed	Pass %	Appeared	Passed	Pass %

BM (II Year / Sem-III)			BA(OL) (II Year / Sem-III)			B.Voc (II Year / Sem-III)			Total (II Year / Sem-III)		
Appeared	Passed	Pass %	Appeared	Passed	Pass %	Appeared	Passed	Pass %	Appeared	Passed	Pass %
00	00	0	00	00	0	00	00	0	215	73	33.95

BA (II Year / Sem-IV)			B.Com (II Year / Sem-IV)			B.Sc (II Year / Sem-IV)			BBA (II Year / Sem-IV)		
Appeared	Passed	Pass %	Appeared	Passed	Pass %	Appeared	Passed	Pass %	Appeared	Passed	Pass %
56	31	55.36	83	41	49.40	76	18	23.68	00	00	0

BBM (II Year / Sem-IV)			BA(OL) (II Year / Sem-IV)			B.Voc (II Year / Sem-IV)			Total (II Year / Sem-IV)		
Appeared	Passed	Pass %	Appeared	Passed	Pass %	Appeared	Passed	Pass %	Appeared	Passed	Pass %
00	00	0	00	00	0	00	00	0	215	90	41.86

BA (III Year / Sem-V)			B.Com (III Year / Sem-V)			B.Sc (III Year / Sem-V)			BBA (III Year / Sem-V)		
Appeared	Passed	Pass %	Appeared	Passed	Pass %	Appeared	Passed	Pass %	Appeared	Passed	Pass %
39	23	58.97	104	79	75.96	75	40	53.33	00	00	0

BBM (III Year / Sem-V)			BA(OL) (III Year / Sem-V)			B.Voc (III Year / Sem-V)			Total (III Year / Sem-V)		
Appeared	Passed	Pass %	Appeared	Passed	Pass %	Appeared	Passed	Pass %	Appeared	Passed	Pass %
00	00	0	00	00	0	00	00	0	218	142	65.14

BA (III Year / Sem-VI)			B.Com (III Year / Sem-VI)			B.Sc (III Year / Sem-VI)			BBA (III Year / Sem-VI)		
Appeared	Passed	Pass %	Appeared	Passed	Pass %	Appeared	Passed	Pass %	Appeared	Passed	Pass %
39	30	76.92	99	81	81.82	75	36	48.00	00	00	0

BBM (III Year / Sem-VI)			BA(OL) (III Year / Sem-VI)			B.Voc (III Year / Sem-VI)			Total (III Year / Sem-VI)		
Appeared	Passed	Pass %	Appeared	Passed	Pass %	Appeared	Passed	Pass %	Appeared	Passed	Pass %
00	00	0	00	00	0	00	00	0	213	147	69.01

BA (Sem1 to Sem-VI)			B.Com (Sem1 to Sem-VI)			B.Sc (Sem1 to Sem-VI)			BBA (Sem1 to Sem-VI)		
Appeared	Passed	Pass %	Appeared	Passed	Pass %	Appeared	Passed	Pass %	Appeared	Passed	Pass %
319	133	41.69	584	271	46.40	572	192	33.57	0	0	0

BBM (Sem1 to Sem-VI)			BA(OL) (Sem1 to Sem-VI)			B.Voc (Sem1 to Sem-VI)			Total (Sem1 to Sem-VI)		
Appeared	Passed	Pass %	Appeared	Passed	Pass %	Appeared	Passed	Pass %	Appeared	Passed	Pass %
0	0	0	0	0	0	0	0	0	1475	596	40.41

MA (I Year)			M.Com (I Year)			M.Sc (I Year)			MCA (I Year)		
Appeared	Passed	Pass %	Appeared	Passed	Pass %	Appeared	Passed	Pass %	Appeared	Passed	Pass %
00	00	0	00	00	0	00	00	0	00	00	0

MBA (I Year)			Total PG (I Year)		
Appeared	Passed	Pass %	Appeared	Passed	Pass %
00	00	0	0	0	0


MA (II Year)			M.Com (II Year)			M.Sc (II Year)			MCA (II Year)		
Appeared	Passed	Pass %	Appeared	Passed	Pass %	Appeared	Passed	Pass %	Appeared	Passed	Pass %
00	00	0	00	00	0	00	00	0	00	00	0

MBA (II Year)			Total PG (II Year)		
Appeared	Passed	Pass %	Appeared	Passed	Pass %
00	00	0	0	0	0

MA (I & II Years)			M.Com (I & II Year)			M.Sc (I & II Year)			MCA (I & II Year)		
Appeared	Passed	Pass %	Appeared	Passed	Pass %	Appeared	Passed	Pass %	Appeared	Passed	Pass %
0	0	0	0	0	0	0	0	0	0	0	0

0	0	0	0	0	0	0	0	0	0	0	0
---	---	---	---	---	---	---	---	---	---	---	---


MBA (I & II Year)			Total PG (I & II Year)		
Appeared	Passed	Pass %	Appeared	Passed	Pass %
0	0	0	0	0	0


PRINCIPAL
 PSC & KVSC Government College
 NANDYAL, Nandyal (Dt.), A.P.



Government of Andhra Pradesh

Commissionerate of Collegiate Education



College Results 2020-21 Submitted Details

1	Zone	ZONE-4
2	District	KURNOOL
3	College	GDC-PSR&KVSC NANDYALA
4	College Type	Government

UG Results 2020-21

BA (I Year / Sem-I)			B.Com (I Year / Sem-I)			B.Sc (I Year / Sem-I)			BBA (I Year / Sem-I)		
Appeared	Passed	Pass %	Appeared	Passed	Pass %	Appeared	Passed	Pass %	Appeared	Passed	Pass %
42	30	71.43	82	45	54.88	135	58	42.96	00	00	0
BBM (I Year / Sem-I)			BA(OL) (I Year / Sem-I)			B.Voc (I Year / Sem-I)			Total (I Year / Sem-I)		
Appeared	Passed	Pass %	Appeared	Passed	Pass %	Appeared	Passed	Pass %	Appeared	Passed	Pass %
00	00	0	00	00	0	00	00	0	259	133	51.35
BA (I Year / Sem-II)			B.Com (I Year / Sem-II)			B.Sc (I Year / Sem-II)			BBA (I Year / Sem-II)		
Appeared	Passed	Pass %	Appeared	Passed	Pass %	Appeared	Passed	Pass %	Appeared	Passed	Pass %
00	00	0	00	00	0	00	00	0	00	00	0
BBM (I Year / Sem-II)			BA(OL) (I Year / Sem-II)			B.Voc (I Year / Sem-II)			Total (I Year / Sem-II)		
Appeared	Passed	Pass %	Appeared	Passed	Pass %	Appeared	Passed	Pass %	Appeared	Passed	Pass %
00	00	0	00	00	0	00	00	0	0	0	0
BA (II Year / Sem-III)			B.Com (II Year / Sem-III)			B.Sc (II Year / Sem-III)			BBA (II Year / Sem-III)		
Appeared	Passed	Pass %	Appeared	Passed	Pass %	Appeared	Passed	Pass %	Appeared	Passed	Pass %
58	34	58.62	93	50	53.76	114	88	77.19	00	00	0
BBM (II Year / Sem-III)			BA(OL) (II Year / Sem-III)			B.Voc (II Year / Sem-III)			Total (II Year / Sem-III)		

BBM (II Year / Sem-IV)			BA(OL) (II Year / Sem-IV)			B.Voc (II Year / Sem-IV)			Total (II Year / Sem-IV)		
Appeared	Passed	Pass %	Appeared	Passed	Pass %	Appeared	Passed	Pass %	Appeared	Passed	Pass %
00	00	0	00	00	0	00	00	0	265	172	64.91
BBM (II Year / Sem-IV)			BA(OL) (II Year / Sem-IV)			B.Voc (II Year / Sem-IV)			Total (II Year / Sem-IV)		
Appeared	Passed	Pass %	Appeared	Passed	Pass %	Appeared	Passed	Pass %	Appeared	Passed	Pass %
57	34	59.65	88	63	71.59	109	62	56.88	00	00	0
BBM (II Year / Sem-IV)			BA(OL) (II Year / Sem-IV)			B.Voc (II Year / Sem-IV)			Total (II Year / Sem-IV)		
Appeared	Passed	Pass %	Appeared	Passed	Pass %	Appeared	Passed	Pass %	Appeared	Passed	Pass %
00	00	0	00	00	0	00	00	0	254	159	62.60
BA (III Year / Sem-V)			B.Com (III Year / Sem-V)			B.Sc (III Year / Sem-V)			BBA (III Year / Sem-V)		
Appeared	Passed	Pass %	Appeared	Passed	Pass %	Appeared	Passed	Pass %	Appeared	Passed	Pass %
52	36	69.23	81	60	74.07	67	37	55.22	00	00	0
BBM (III Year / Sem-V)			BA(OL) (III Year / Sem-V)			B.Voc (III Year / Sem-V)			Total (III Year / Sem-V)		
Appeared	Passed	Pass %	Appeared	Passed	Pass %	Appeared	Passed	Pass %	Appeared	Passed	Pass %
00	00	0	00	00	0	00	00	0	200	133	66.50
BA (III Year / Sem-VI)			B.Com (III Year / Sem-VI)			B.Sc (III Year / Sem-VI)			BBA (III Year / Sem-VI)		
Appeared	Passed	Pass %	Appeared	Passed	Pass %	Appeared	Passed	Pass %	Appeared	Passed	Pass %
50	47	94.00	78	48	61.54	64	37	57.81	00	00	0
BBM (III Year / Sem-VI)			BA(OL) (III Year / Sem-VI)			B.Voc (III Year / Sem-VI)			Total (III Year / Sem-VI)		
Appeared	Passed	Pass %	Appeared	Passed	Pass %	Appeared	Passed	Pass %	Appeared	Passed	Pass %
00	00	0	00	00	0	00	00	0	192	132	68.75
BA (Sem1 to Sem-VI)			B.Com (Sem1 to Sem-VI)			B.Sc (Sem1 to Sem-VI)			BBA (Sem1 to Sem-VI)		
Appeared	Passed	Pass %	Appeared	Passed	Pass %	Appeared	Passed	Pass %	Appeared	Passed	Pass %
259	181	69.88	422	266	63.03	489	282	57.67	0	0	0
BBM (Sem1 to Sem-VI)			BA(OL) (Sem1 to Sem-VI)			B.Voc (Sem1 to Sem-VI)			Total (Sem1 to Sem-VI)		
Appeared	Passed	Pass %	Appeared	Passed	Pass %	Appeared	Passed	Pass %	Appeared	Passed	Pass %

BBM (Sem I to Sem-VI)			BA(OL) (Sem I to Sem-VI)			B.Voc (Sem I to Sem-VI)			Total (Sem I to Sem-VI)		
Appeared	Passed	Pass %	Appeared	Passed	Pass %	Appeared	Passed	Pass %	Appeared	Passed	Pass %
0	0	0	0	0	0	0	0	0	1170	729	62.31

PG Results 2020-21

MA (I Year)			M.Com (I Year)			M.Sc (I Year)			MCA (I Year)		
Appeared	Passed	Pass %	Appeared	Passed	Pass %	Appeared	Passed	Pass %	Appeared	Passed	Pass %
00	00	0	00	00	0	00	00	0	00	00	0


MBA (I Year)			Total PG (I Year)		
Appeared	Passed	Pass %	Appeared	Passed	Pass %
00	00	0	0	0	0

MA (II Year)			M.Com (II Year)			M.Sc (II Year)			MCA (II Year)		
Appeared	Passed	Pass %	Appeared	Passed	Pass %	Appeared	Passed	Pass %	Appeared	Passed	Pass %
00	00	0	00	00	0	00	00	0	00	00	0

MBA (II Year)			Total PG (II Year)		
Appeared	Passed	Pass %	Appeared	Passed	Pass %
00	00	0	0	0	0

MA (I & II Years)			M.Com (I & II Year)			M.Sc (I & II Year)			MCA (I & II Year)		
Appeared	Passed	Pass %	Appeared	Passed	Pass %	Appeared	Passed	Pass %	Appeared	Passed	Pass %
0	0	0	0	0	0	0	0	0	0	0	0

MBA (I & II Year)			Total PG (I & II Year)		
Appeared	Passed	Pass %	Appeared	Passed	Pass %
0	0	0	0	0	0


 PRINCIPAL
 PSC & KVSC Government Coll-
 NANDYAL, Nandyal (Dt.), A.P.

PSC&KVSC GOVT .COLLEGE,NANDYAL


Programme Wise Proforma for the Academic Year 2021-2022

S#	Name of the NRC	Name and Place of the GDC	PROGRAM ME	GROUP	VTH SEM			VITH SEM		
					Appeared	Passed	Pass %	Appeared	Passed	Pass %
1	Nandyal	PSC&KVSC GOVT.COLLEGE,NANDYAL	B.A	HEP	56	48	85.7	56	50	89.3
2			B.COM	CA	49	43	87.8	46	42	91.3
3			B.COM	General	42	31	73.8	40	37	92.5
4			B.SC	BZC	55	40	72.7	51	35	68.6
5			B.SC	MPC	12	7	58.3	12	8	66.7
6			B.SC	MPCS	31	21	67.7	27	20	74.1
7			B.SC	MPE	6	3	50	6	4	66.7
8			B.SC	MECS	6	3	50	6	4	66.7
					257	196	76.3	244	200	82.0


PRINCIPAL
 PSC & KVSC Government College
 NANDYAL, Nandyal (Dt.), A.P.

PSC&KVSC GOVT .COLLEGE,NANDYAL
Programme Wise Result for the Academic Year 2022-23

S#	Name of the NRC	Name and Place of the GDC	PROGRAMME	GROUP	V & VI Semester		
					Appeared	Passed	Pass %
1	Nandyal	PSC&KVSC GOVT.COLLEGE, NANDYAL	B.A	HEP	26	26	100
2			B.COM	CA	38	22	57
3			B.COM	General	28	15	53
4			B.SC	BZC	56	47	83
5			B.SC	MPCS	29	17	58
6			B.SC	MECS	27	16	59
			Total		204	143	70.10


 PRINCIPAL
 PSC & KVSC Government College
 NANDYAL, Nandyal (Dt.), A.P.

